


RACING BUCKET SEAT

Super GT: Full bucket seat used by the GT300 Team



Cover Color : Black / Red / Blue

Logotype : JURAN RACING / TANIDA MOTOR SPORTS

OPTIONAL PARTS

TUNING PAD
For Shoulder Support : Price/2,800yen (tax not included) *Carbon seat Price/4,500yen (tax not included)
For Side Support : Price/2,800yen (tax not included) *Carbon seat Price/4,500yen (tax not included)
For Knee Support : Price/2,800yen (tax not included) *Carbon seat Price/4,500yen (tax not included)
For Lumber Support : Price/6,000yen (tax not included) *Carbon seat Price/9,600yen (tax not included)

SEAT BACK PROTECTOR
Price/5,000yen (tax not included) *Carbon seat Price/8,000yen (tax not included)

HEAD COVER
Price/4,000yen (tax not included) *No specifications for carbon seat

TUNE UP KIT
Price/8,000yen (tax not included) *Dead form item : Price/3,800yen (tax not included)

Japan Safety Standard Strength Tested* FIA approved*

**Japan Safety Standard Strength Test is conducted on Super GT bucket seat installed in combination with JURAN racing slide rail
FIA approved models are limited to those with the FIA marks

These products are Japan Safety Standard Strength Tested

- *Racing slide rail was tested and passed the Safety Standard Strength Test stipulated by the Ministry of Land, Infrastructure, Transport and Tourism.
- *Testing items
 - Safety standard 22-3 (Seat on carriage strength) passed
 - Safety standard 22-4 (Head restraint frontal impact) passed
 - Safety standard 22-4 (Head restraint static strength) passed
 - Safety standard 22-7 (Seat back impact) passed
 - Safety standard 22-6 (Dynamic front and back impact) passed
- *Maximum seat weight 16kg
- For Automobile Inspection**
 - *Japan Safety Standard Strength Tests are conducted for seats installed in combination with JURAN seats
 - *Products installed in combination with other company seats and parts do not meet the Safety Standard
 - *Sub-compacts (kei cars), import cars and side air bag installed cars do not meet the Safety Standards as they are untested.
 - *Seat back protector (sold separately) is required for the full bucket seat.
 - *The above may not apply following revision of the Road Trucking Vehicle Safety Standards.

Since 1968 Long time supporter of motor sports.
TANIDA co., ltd. 2-3-17 Tsurumai, Showa-ku, Nagoya TEL: (052)871-3741

*Installation of seats and rails in cars equipped with airbags and factory seats will cause the warning light to flash.
 *Products are designed for JURAN seats, and we assume no liability for discrepancies when used with seats other than JURAN seats.
 *Depending on vehicle body structure, low positioning may be difficult to achieve and seat will be at a normal level. Due to the angle of the backrest, eye point may rise or seat center may slide right or left. *Amount of down feather in the filling seat noted herein is a comparison between the factory and our standard seat. It may vary due to vehicle specifications or seat structure. (Amount of down feather is measurement taken at hip area) *Use the installation bolt in the seat attachment. Bolts are not included in the rail. *Product may be revised for improvement without prior notification.
 *Color of the product in the catalogue may differ to the actual product. *Prices in the catalogue include consumption tax. Price does not include cost for shipping and installation. *Prices are as of September 2010.

TANIDA MOTOR SPORTS / JURAN RACING SHOP



WHAT WE PUSUE IS REAL SPORTS PERFORMANCE. FEEDBACK FOR RACING TECHNOLOGY IS A TRUE SENSE OF FEELING THAT IS CONVEYED OVER YOUR ENTIRE BODY. BE FASTER AND MORE DYNAMIC. "JURAN" A PRODUCT BROUGHT ABOUT BY ENDLESS INQUIRY.



RACING SLIDE RAIL



Realizing Ideal Seat Position



SIDE FIT

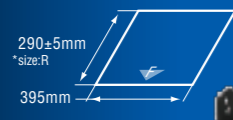
Compatible with side fit full bucket seats

RACING SLIDE RAIL

RACING R TYPE

Meets detailed specifications for each seat maker Standard type for side fit series

R JURAN/RECARO SP-G
 *Corresponding to lateral pitch 395mm, vertical pitch 290±5mm installation bolt holes
R-G RECARO SP-#N
 *Use R for other RECARO side fit bucket seats that are not compatible
R-S* SPARCO
 Designed for each type :PRO2000, CORSA, EVO, REV

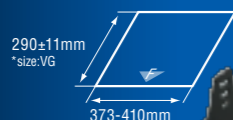


Price/16,000yen (tax not included)
 Average 30mm low position
 Most appropriate design available for each car model
 Durability tested
 Adjustment lever under leg
 Locks on right and left sides
 Total slide range 200mm / 20 notches

RACING VG TYPE

Separate structure allows for low positioning near floor

VG JURAN/RECARO/SPARCO
 *When installing RECARO SP-#N/SPARCO side fit bucket seats onto VG, use wide bracket sold separately. In such case, seat will be placed on the rail and cannot be in a low position.
 *Use angle bracket sold separately for angle adjustment.
 Select the one designated for the position you desire.
VG-C RECARO SP-#N/SPARCO RECARO SP-AN, SP-GN, SPGN II, SPARCO PRO2000, CORSA, EVO, REV
 *Corresponding to lateral pitch 388-425mm, vertical pitch 290±11mm installation bolt holes for side fit bucket seats
 *Use angle bracket sold separately for angle adjustment. Select the one designated for the position you desire.




Price/15,000yen (tax not included)
 Average 60mm low position
 Most appropriate design available for each car model
 for Competition
 Independent levers on the right and left
 Locks on right and left sides
 Total slide range 200mm / 20 notches

RACING VR TYPE

Independent levers on the right and left allow for high rigidity and low positioning, as well as easy adjustment

VR JURAN/RECARO SP-G RECARO SP-AN, SP-GN, SPGN II
 *Corresponding to lateral pitch 395mm, vertical pitch 290±5mm installation bolt holes
VR-G RECARO SP-#N series
 *Use VR for other RECARO side fit bucket seats that are not compatible

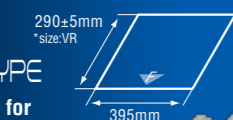


Price/16,000yen (tax not included)
 Average 60mm low position
 Most appropriate design available for each car model
 Durability tested
 Independent levers on the right and left
 Locks on right and left sides
 Total slide range 200mm / 20 notches

RACING VR-R TYPE

Racing specification especially for competition vehicles Seeking optimal performance with helmet position

JURAN/RECARO SP-G
 *Corresponding to lateral pitch 395mm, vertical pitch 290±5mm installation bolt holes



Price/16,000yen (tax not included)
 Average 45mm low position
 Most appropriate design available for each car model
 Durability tested
 High rigidity side bracket
 Bolt-type lock structure
 Total slide range 120mm / 8 notches

VG TYPE OPTIONAL PARTS

Examples of seat maker compatibility

*Below are optional parts for VG type



VG WIDE BRACKET
 Price/1,700yen (tax not included) *Set of two (for right and left)
 Wide Bracket for RECARO/SPARCO
 Specifications
 Installation bolt hole position 45-75mm (use for front and rear)
 *Designated position is the height from the rail top for both VG wide bracket and angle bracket.

VG ANGLE BRACKET
 Price/1,700yen (tax not included) *Set of two (for right and left)
 Bracket for angle change (Angle varies depending on seat model)
 (For VG, VG-C angle adjustment)
 VG Normal position (Front 70B / Rear 60A)
 Installation bolt hole position (use for front and rear)
 60A : 15-45mm / 70B : 25-55mm
 90C : 45-75mm / 110C : 65-95mm

RACING SLIDE RAIL OPTIONAL PARTS



SEAT FITTING
 Price/700yen (tax not included) *Set of two
 Bolt set for seat installation
 (4 sets: bolt, washer and spring washer)

BOTTOM FIT

Compatible with bottom fit reclining seat / bottom fit bucket seat

STANDARD S TYPE

Rail for JURAN reclining seats
 Corresponds to outside products when used in combination with adapter

JURAN
 *RECARO reclining seat (SR#/L#/AM19 series)
 Please use designated adapter for installation of SPARCO bottom fit bucket seats and reclining seats, and KONIG reclining seats.





Price/14,000yen (tax not included)
 Average 30mm low position
 Most appropriate design available for each car model
 Durability tested
 Adjustment lever under leg
 Locks on right and left sides
 Total slide range 200mm / 20 notches

STANDARD SR TYPE

Corresponding to RECARO SR#/L# series installation
 Low position rail SR type

RECARO SR# RECARO L#
 *Cannot be used for RECARO TREND-J#/DC, STYLE-J#/DC and SPORT-J#/DC installation. Please use in combination with the S type and adapter SJ.
 *Do not install on DS/DS-V, ergomed-C or ORTHOPAD because the seat weighs over 16kg.



Price/14,000yen (tax not included)
 Average 30mm low position
 Most appropriate design available for each car model
 Durability tested
 Adjustment lever under leg
 Locks on right and left sides
 Total slide range 200mm / 20 notches

S TYPE OPTIONAL PARTS

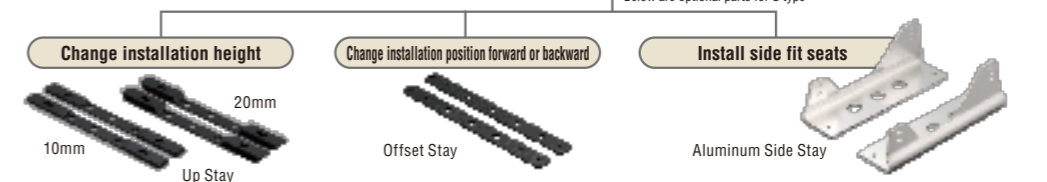
Examples of seat maker compatibility

*Below are optional parts for S type



Examples of adjustments and changes

*Below are optional parts for S type



ADPTEr SL
 Price/3,800yen (tax not included)
 Replacement seats
RECARO reclining seat (manual model only)
 Reference: SR# series, L# series
 Installation surface specs: flat with 6- M6 bolt holes

ADPTEr SJ
 Price/3,800yen (tax not included)
 Replacement seats
RECARO concave bottom surface reclining seat (manual model only)
 Installation surface specs:
 Up type (50mm) with 4-M8 bolt holes

ADPTEr SO
 Price/3,800yen (tax not included)
 Replacement seats (bottom fit type only)
SPARCO and **OMP** reclining seats and full bucket seats (SPEED/SPRINT)
 Installation surface specs:
 Up type (15mm) with 4-M8 bolt holes
 Flat type with 4-M8 bolt holes

ADPTEr KB
 Price/3,800yen (tax not included)
 Replacement seats
KONIG reclining seat (bottom fit only)
 Installation surface specs:
 Flat with 4-M8 bolt holes

ALUMINUM SIDE STAY
 Price/11,000yen (tax not included)
 Full bucket seat (side fit only)
 Converted Side Stay for installation

UP STAY / OFFSET STAY
 Price/2,600yen (tax not included)
Up Stay
 Based on S type standard position, up 10mm/20mm each (for reclining seats)
Offset Stay
 50mm offset to front or back from S type standard position

Handling Adapter Stay

Adapter and up and offset stays are available for cars with S-type installed and users who intend to change the installed parts when replacing car seats. ① Some car types and seats will produce raised position, interfere with interior lining, or they may not be able to accommodate installation. Do not install if use will significantly degrade seat position. ② Installation of adapter and up and offset stays are done at the discretion of users and we will not accept returns, exchange or processing due to problems involving installation. ③ Adapter and up and offset stays are to be used on our S-type products only. Do not use for the seats by other makers. ④ Installation data has been provided through our independent survey and they may not correspond when seat or vehicle specifications have changed. Check installation size before purchase. ⑤ Adapter and up and offset stays cannot be used simultaneously.

Handling Aluminum Side Stay

Aluminum side stays are available for cars with S-type installed and users who intend to change parts when replacing car seats. Please note the following: ① Some car types and seats will produce raised position, interfere with interior lining, or they may not be able to accommodate installation. Do not install if use will significantly degrade seat position. ② Installation of aluminum stays is done at the discretion of users and we will not accept returns, exchanges or processing due to problems involving installation. ③ Aluminum stays are to be used on our S-type products only. Do not use for the seats by other makers. ④ Check installation size before purchase. ⑤ Aluminum stays cannot be used with other stays.

BOTTOM FIT

SIDE FIT